

OpenCart/ocStore

With the installed plugin for OpenCart/ocStore, your customers will be able to pay with you through the Sberbank payment page.

[opencart-settings.mp4](#)

[Download plugin for OpenCart/ocStore version 2.1](#)

[Download plugin for OpenCart/ocStore version 2.3](#)

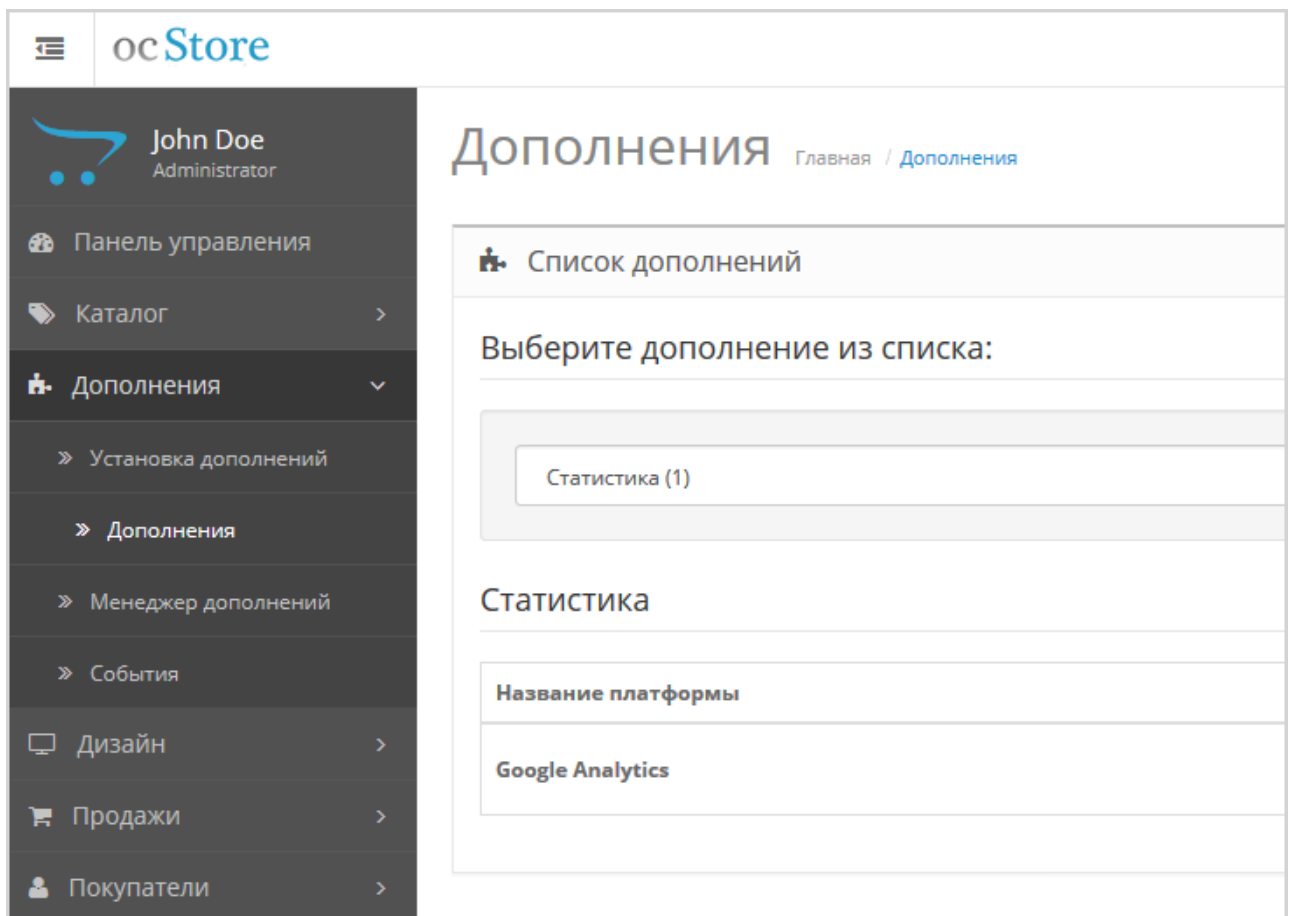
[Download plugin for OpenCart/ocStore version 3.x](#)

The plugin was tested on OpenCart/ocStore version 2.3.0.2.

Installation

To install the payment plugin, follow these steps.

1. Unpack the archive.
2. Copy the contents of the upload folder to your site folder.
3. Log in to your website and from the admin menu on the left, select **Extensions> Extensions**.
The following page will be displayed.



4. In the list **List of add-ons**, choose **Payments** as shown in the image below.

John Doe

Administrator

Панель управления

Каталог

>

Дополнения

▼

»

Установка дополнений

»

Дополнения

»

Менеджер дополнений

»

События

Дизайн

>

Продажи

>

Покупатели

>

Дополнения

Главная / Дополнения

Список дополнений

Выберите дополнение из списка:

Статистика (1)

Статистика (1)

Captcha (2)

Панель управления (8)

Каналы продвижения (4)

Защита от мошенничества (3)

Модули (26)

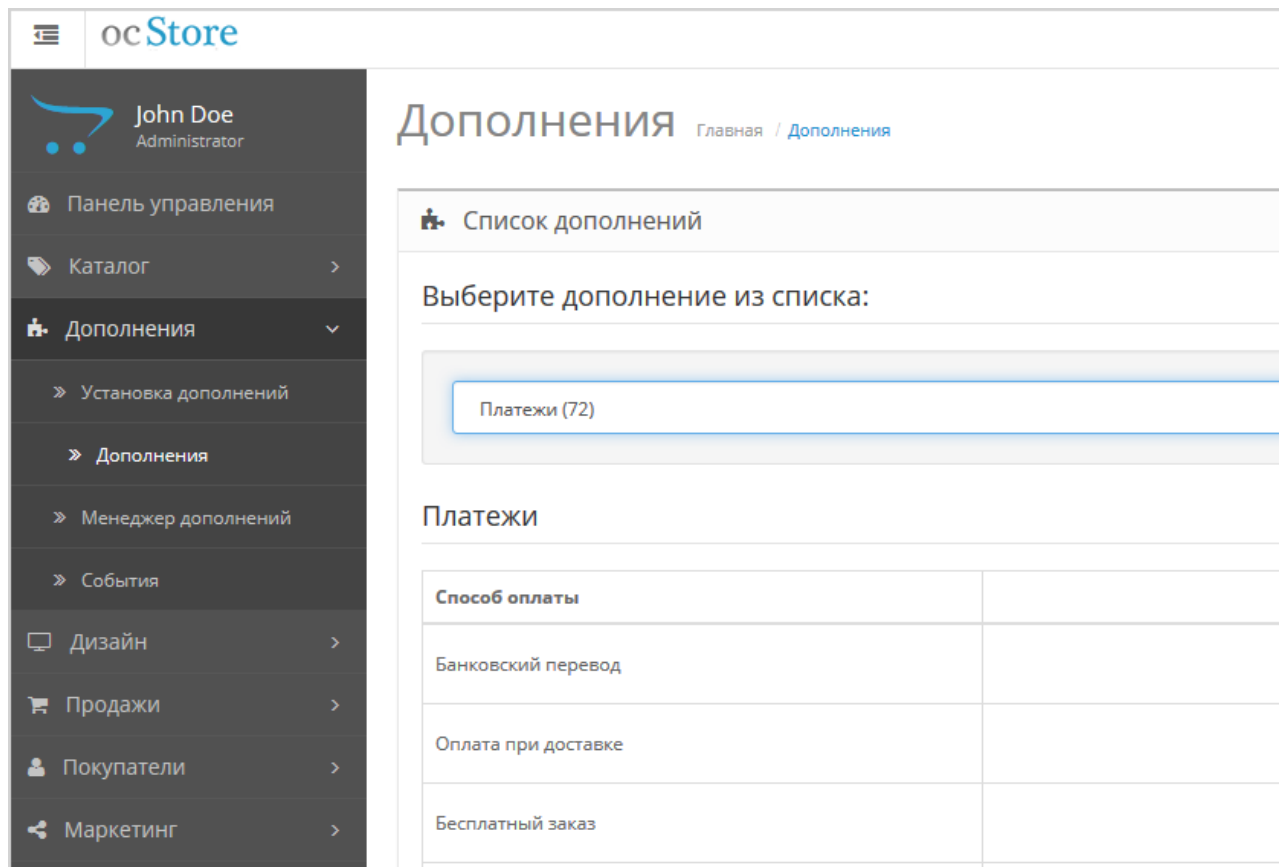
Платежи (72)

Доставка (14)

Шаблоны (1)

Учитывать в заказе (11)


The page will look as follows.




5. Locate **Sberbank Payment Gateway**, click on  (Install).
6. Go to plugin setup.

Configuration

To configure the plugin, follow these steps.

1. Log in to your website and from the admin menu on the left, select **Extensions> Extensions**.
2. In the list **List of add-ons**, choose **Payments**.
3. In the list of add-ons that opens, click on  (Edit).
The following page will be displayed.

 Настройки модуля оплаты

Статус	Включен
Логин продавца	login api
Пароль продавца
Режим работы модуля	Тестовый
Стадийность платежа	Одностадийный
Статус заказа по завершении платежа	Complete
Логирование	Включено
Валюта	По умолчанию
Настройки передачи данных в ОФД	Передавать данные корзины покупателя
Система налогообложения	Общая
Ставка НДС	НДС чека по расчетной ставке 20%
Формат фискальных документов <i>ВАЖНО! Формат версии требуется указать в личном кабинете банка и в кабинете сервиса фискализации.</i>	1.05
Тип оплаты <i>Используется в версиях ФФД начиная с 1.05</i>	Полная оплата в момент передачи предмета расчёта
Тип оплачиваемой позиции <i>Используется в версиях ФФД начиная с 1.05</i>	Товар

4. Configure the settings using the table below.

Configuration	Description
Status	Select plugin state: <ul style="list-style-type: none"> Enabled; Disabled.
Merchant login	Enter your service account login with -api suffix.
Password	Enter your service account password with -api suffix.

Configuration	Description
Operation mode	<p>Select the plugin mode:</p> <ul style="list-style-type: none"> ◦ Test – the plugin works in test mode (in the fields above, you should specify a test service account); ◦ Production – the plugin works in the live mode (in the fields above, you must specify the live service account).
Payment phases	<p>Choose one of two options:</p> <ul style="list-style-type: none"> ◦ One-phase – payments are made in one-phase mode; ◦ Two-phase – payments are made in two-phase mode.
Logging	<p>Choose one of two options:</p> <ul style="list-style-type: none"> ◦ Enabled – event logging is enabled; ◦ Disabled – event logging is disabled. <p>the log file is in /system/storage/logs/y_m_d_rbspayment.log</p>
Currency	Select the currency to use or leave the default.
Taxation scheme	<p>Tax system. The following values are available:</p> <ul style="list-style-type: none"> ◦ General; ◦ Simplified, income; ◦ Simplified, income minus expenses; ◦ Unified tax on imputed income; ◦ Unified agricultural tax; ◦ Patent tax system. <p>This setting is applied only if you have configured fiscalization parameters – see details in section on compliance with law 54-FZ.</p>
VAT rate	<p>VAT rate. The following values are available:</p> <ul style="list-style-type: none"> ◦ Without VAT; ◦ VAT rate of 0%; ◦ receipt VAT at rate of 10%; ◦ receipt VAT at rate of 18%; ◦ receipt VAT at the estimated rate of 10/110; ◦ receipt VAT at a calculated rate of 18/118; ◦ receipt VAT at rate of 20%; ◦ receipt VAT at calculated rate of 20/120. <p>This setting is applied only if you have configured fiscalization parameters – see details in section on compliance with law 54-FZ.</p>

Configuration	Description
Fiscal documents format	<p>The list allows you to specify the used format of fiscal documents, the following options are available:</p> <ul style="list-style-type: none"> ◦ FFD 1.0 ◦ FFD 1.05 <p>The format of the version must match the format selected in the personal account of the bank and in the account of the fiscalization service.</p>
Payment type	<p>Payment type. Possible values:</p> <ul style="list-style-type: none"> ◦ Full pre-payment before the delivery date of the payment object. ◦ Partial pre-payment before the delivery date of the payment subject. ◦ Advance payment. ◦ Full payment at the time of transfer of the subject of payment. ◦ Partial payment for the settlement item at the time of its transfer with subsequent payment on credit. ◦ Transfer of the subject of payment without payment at the time of its transfer with subsequent payment on credit. ◦ Payment for the subject of the settlement after its transfer with payment on credit. <p>The settings are effective only if the format of fiscal documents of version 1.05 and higher is selected.</p>
Type of item being paid for	<p>Type of item being paid for. Possible values:</p> <ul style="list-style-type: none"> ◦ Product. ◦ excisable product. ◦ Work. ◦ Service. ◦ Gambling bet. ◦ Lottery ticket. ◦ Intellectual property. ◦ Payment. ◦ Agent's fee. ◦ Several subjects. ◦ Other payment subject. <p>The settings are effective only if the format of fiscal documents of version 1.05 and higher is selected.</p>

Configuration	Description
Sorting order	this parameter allows you to specify the display position in the list of payment systems when placing an order

5. Save your payment method settings.